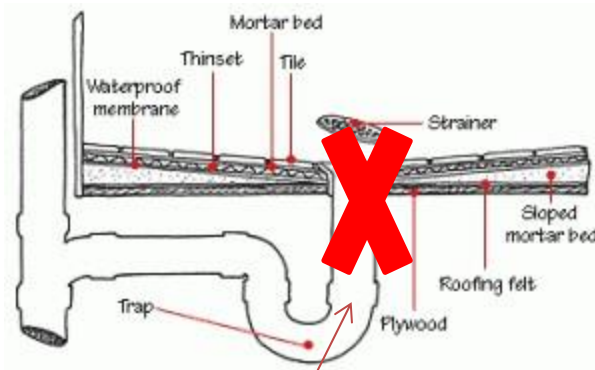
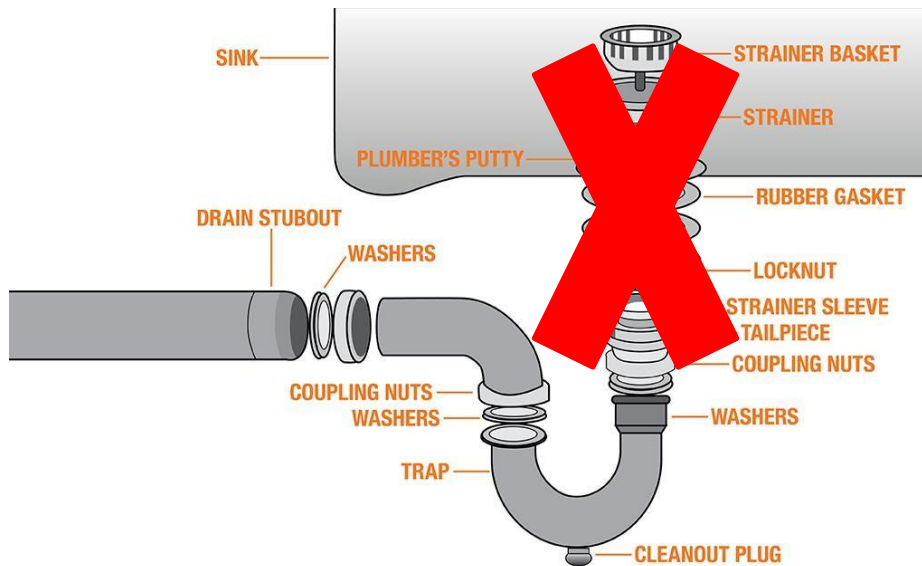


IN-HOME PLUMBING PLAN FURTHER EXPLAINED: COVERED VS. NOT COVERED


KITCHEN SINK: Safety Valve coverage will start from washer connection down to drain pipe. Safety Valve does not cover any parts above the washer; everything above is part of the sink fixture.



Waste and overflow
Start at Trap nut

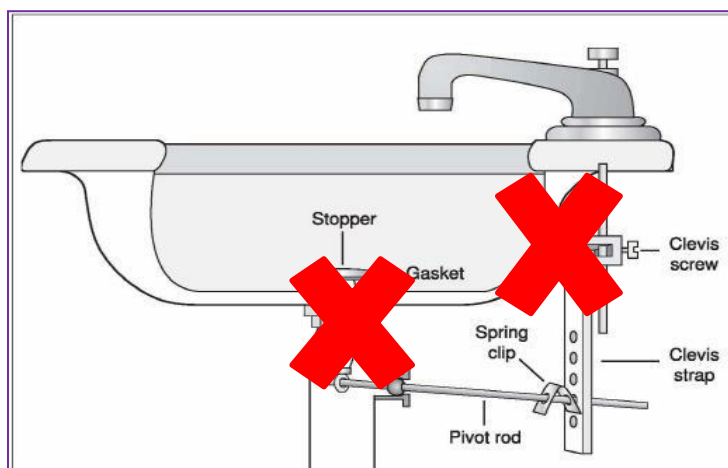
STANDING SHOWER (NO TUB): Safety Valve In-Home Plumbing coverage will start at the trap nut down to the drain connections below. Safety Valve does not cover the strainer. **The leak has to be visible and accessible.**

TUB OVERFLOW PIPE COMPONENTS: Safety Valve In-Home Plumbing coverage will start at the trap nut down to the drain connections below. Safety Valve does not cover tub waste or overflow components. **The leak has to be visible and accessible.**




Not Covered

Coverage begins

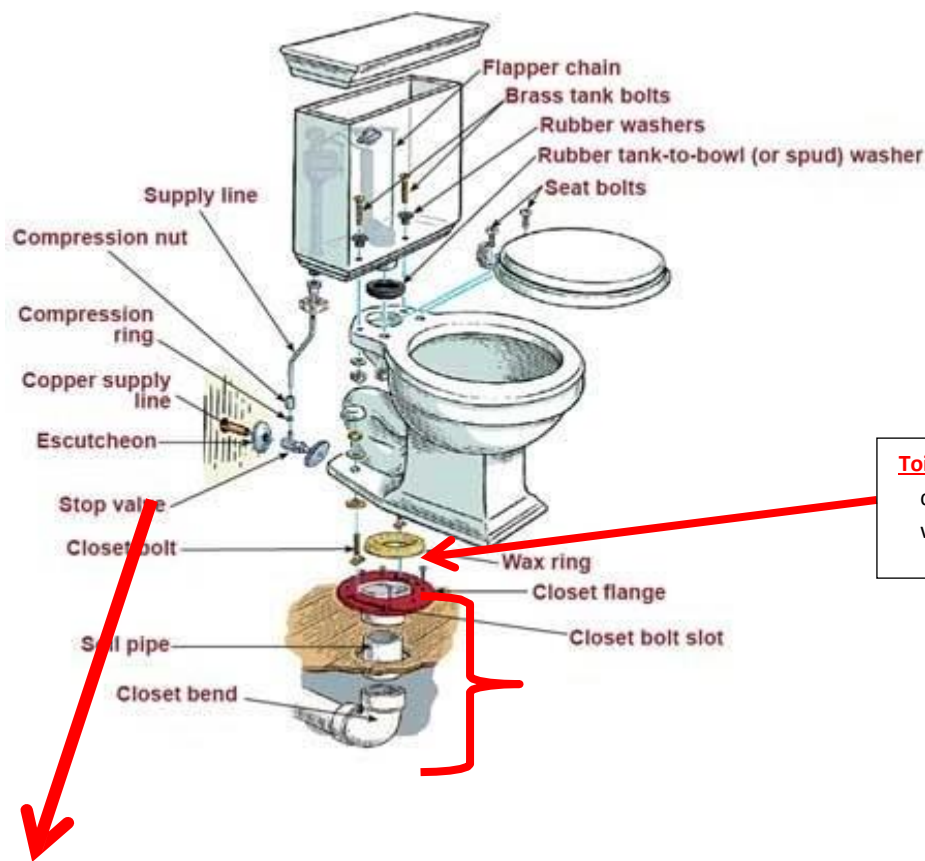


BATHROOM SINK POP-UP ASSEMBLY: Safety Valve In-Home Plumbing coverage will start at the trap nut to the drain connections below. Safety Valve does not cover sink pop-up assembly, sink, or faucet.



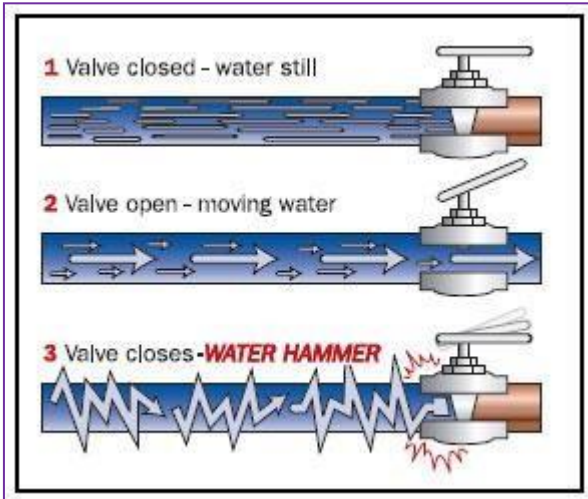
Coverage Starts

TOILET COMPONENTS: Safety Valve In-Home Plumbing coverage will start at closet flange to the drain connections below and including the toilet stop valve. Safety Valve does not cover toilet components starting from wax ring above.



Toilet Components: In-Home Plumbing doesn't cover any toilet components which includes the wax ring.

In-Home Plumbing does cover the toilet stop valve, nothing else behind toilet.




What is water hammer?

Water hammer is usually recognized by a banging or thumping in water lines. Although it might seem to be a smooth flow, the water inside the pipe actually churns and tumbles as it moves through. The normal sound of water moving through pipes is a steady, even sound. The best way to know what it sounds like is to go turn the bathtub water on full blast, then go to other rooms of the house and listen.



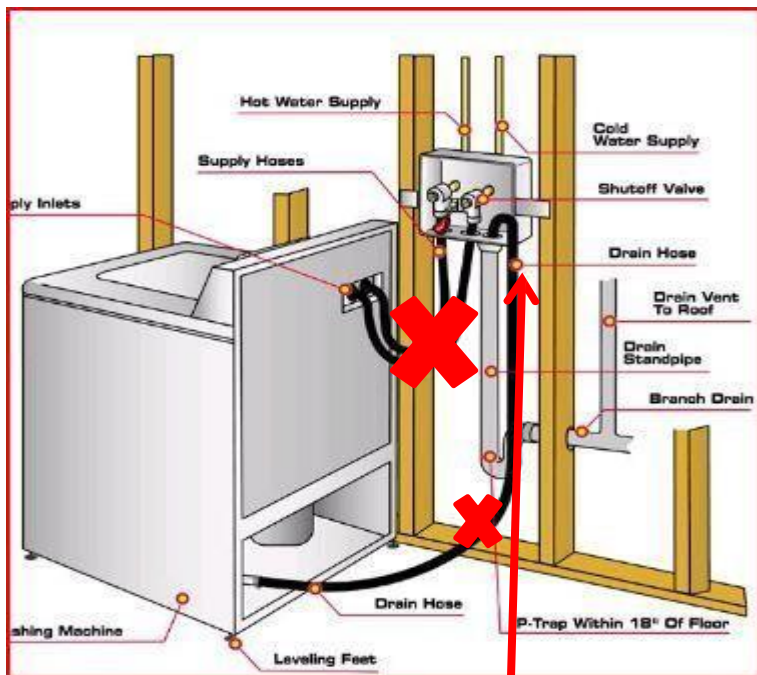
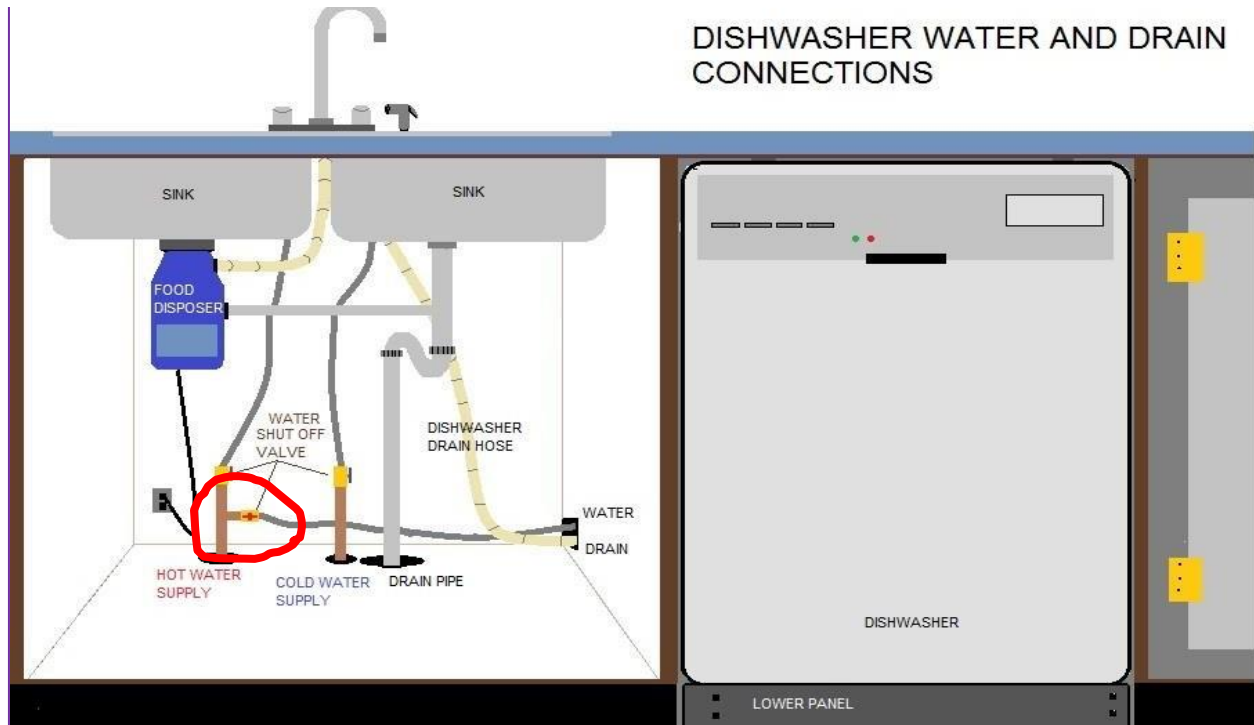
HAMMERING PIPES: Safety Valve In-Home Plumbing does not cover water hammering. Safety Valve does not cover anything to do with water pressure. Safety Valve does not cover Pressure Reducing Valve.



REFRIGERATOR WATER CONNECTIONS:

Safety Valve will cover up to the ball valve and/or gate valve shut off valve for the refrigerator water connections. Safety Valve does not cover the water line to the refrigerator if leaking after the shut off valve. Safety Valve does not cover any saddle valves.

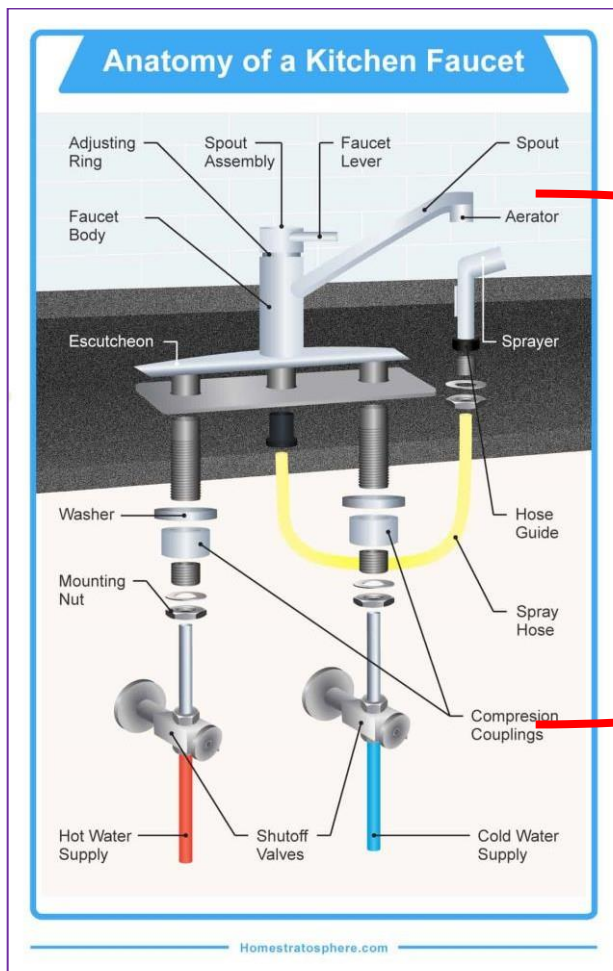
DISHWASHER CONNECTIONS: Safety Valve will cover up to the ball valve and/or gate valve shut off valve to the dishwasher. Safety Valve does not cover the drain pipe from the dishwasher.



Shut-Off Valve

WASHER MACHINE DRAIN CONNECTIONS: Safety Valve will cover the shut off valve for washer machine and drain standpipe. Safety Valve does not cover the drain hose or the supply hoses for the washing machine. **The leak has to be visible and accessible.**

KITCHEN SINK FAUCET: Safety Valve will cover up to the shut off valve of the kitchen sink. Safety Valve does not cover any pipe connection above the shut off valve.



Does not cover anything above the shut off valve to the sink.

Sewers are designed to take away wastewater from sinks and baths, as well as toilet paper and human waste flushed down the toilet. But hundreds of people cause blockages in sewers or damage to the environment by putting trash down the toilet.

